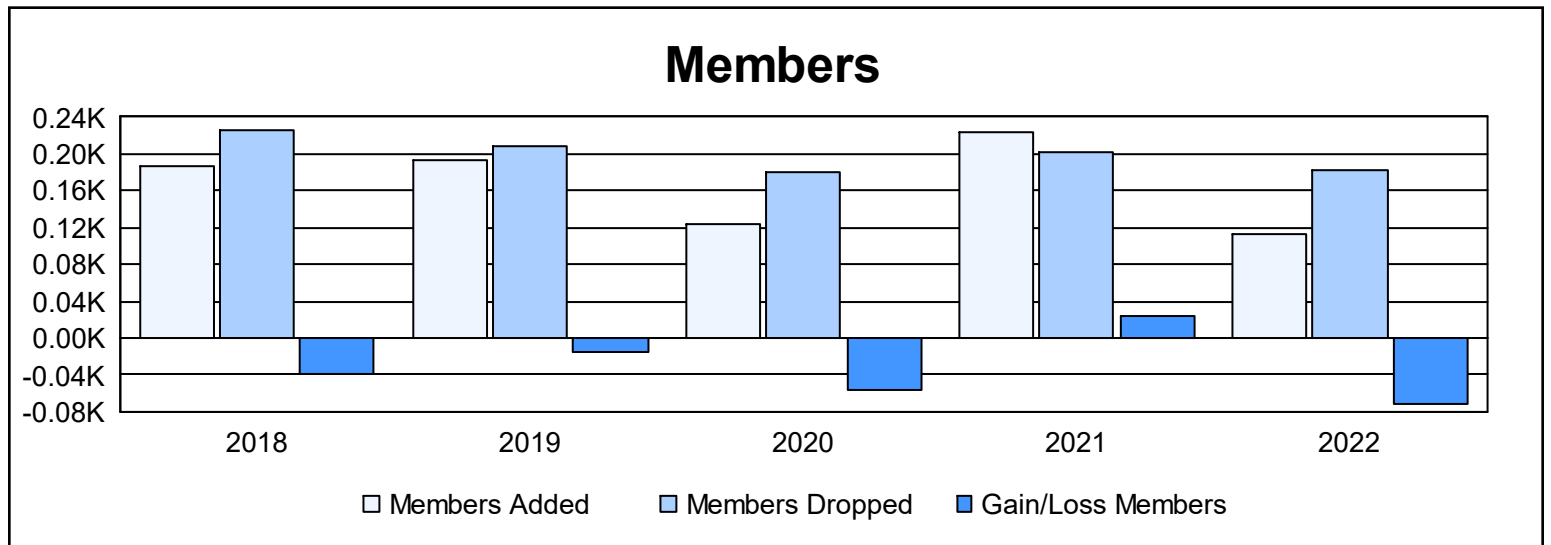
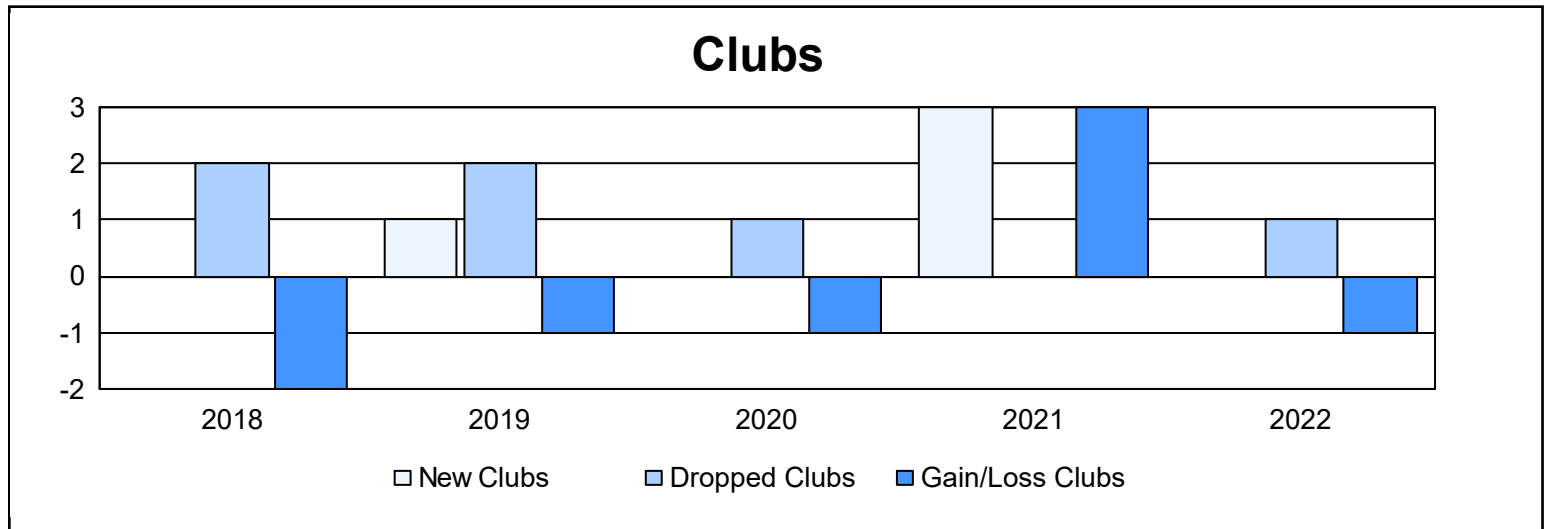
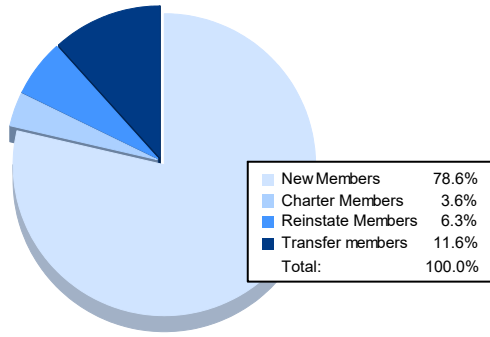


Year	New Clubs	Dropped Clubs	Gain/ Loss Clubs	New Members	Charter Members	Reinstate Members	Transfer Members	Total Member Added	Total Members Dropped	Gain/ Loss Members
2017-2018	0	2	-2	152	9	8	18	187	226	-39
2018-2019	1	2	-1	139	24	5	25	193	208	-15
2019-2020	0	1	-1	97	0	6	20	123	180	-57
2020-2021	3	0	3	129	71	10	14	224	201	23
2021-2022	0	1	-1	88	4	7	13	112	183	-71
<b>Average</b>	<b>1</b>	<b>1</b>	<b>0</b>	<b>121</b>	<b>22</b>	<b>7</b>	<b>18</b>	<b>168</b>	<b>200</b>	<b>-32</b>



### Membership Composition June 2022 Cumulative



### Gender Composition June 2022 Cumulative

